



INSPECTION GUIDE

1 Outside lug wear and fatigue




Outside lug wear and fatigue occurs with usage. Snow coverage conditions and track spin generally have the greatest impact. Track performance, such as traction, braking and overall stability is deteriorated with excessive lug wear and fatigue. It is recommended to replace track.

2 Traction stud tear-outs




A traction stud tear-out generally results with a ripped hole in the track belting. This compromises track structural integrity and can lead to sudden track failure. It is recommended to replace track.

3 Torn belting




Torn belting generally caused from foreign objects, such as sticks, rocks, trailer edges, compromises track structural integrity and can lead to sudden track failure. It is recommended to replace track.

4 Worn or missing clips



Missing and excessively worn track clips should be replaced before any further use. Replacement clips are available. Clip replacement cost should be evaluated 1st with customer with consideration to overall condition of the track. It may be more cost effective to replace track.

5 Torn and missing outside lugs



Torn and missing outside lugs occur with usage. Snow coverage conditions, contact with foreign objects, track spin, or using the wrong track design for riding style & terrain generally have the greatest impact. Track performance, such as traction, braking and overall stability is deteriorated with torn and missing outside lugs. It is recommended to replace track.



**CAMOPLAST TRACKS
ARE BECOMING
CAMSO TRACKS.**